


CURVED

No Delays When
Power Fails!



Troffer With Emergency

Emergency lighting is a vital part of a facility's life safety program. Local, state and national building codes require reliable and sufficient emergency illumination for commercial, industrial and institutional buildings in the United States and Canada. OKT Lighting's floating curved troffer offer the built-in led emergency driver to provide critical illumination when normal power fails for any reason.



Code-Required Testing

Initial Self-Test After Installation

It will perform a functional test in 3 seconds after the driver installed to check the wiring and battery output when work. The indicator LED will be off or flicker in case of a failure or an error.

Second Self-Test In 120 Minutes

It will perform second test in 120 minutes to check again. Upgrade in Gen 3: Repeat 4 times in every 120 minutes if fail in the second test.

Monthly Self-Test

It will automatically perform a test every 30 days with a duration of 3 seconds, in which the wiring and battery output are checked. In case of a failure or an error, the indicator LED will be off or flicker.

≥ 90 Minutes


Emergency operation time.
With high-quality Lithium battery.

6 Watts

Switches to the emergency mode with
6watts output power when power fails.

24 Hrs Recharge

When AC power is restored, it will
automatically returns to the charging
mode.



Save Your Money

Save Your Shipping Cost



Longer driver box with built-in LED emergency driver, but same packaging

OKT engineers understand how challenging it can save the shipping cost in the face of increased freight now. That's why they've incorporated a suite of features that built-in led emergency driver to give you with longer driver box but same packaging and same freight.



Save Your Labor Cost



Built-in indicator. NO J-BOX, NO WIRING!

This curved troffer is built-in an indicator that eliminates the need for a traditional J-BOX and NO extra labor required which is the perfect and economic solution for emergency application.




Save Your Installation Cost

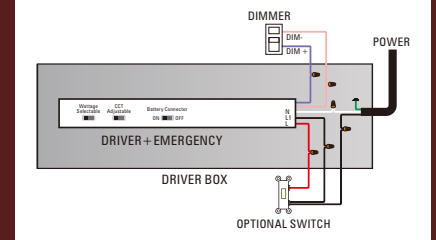


Simple wiring, Same as usual

Traditionally, if you want to add emergency function in LED troffer, you need to have your electrician install in field. But now, you won't have to spend money on the electrical. These already built-in led emergency driver for direct wiring.



Only one more wire need to be connected than the standard version. It is an unrivaled emergency solution to make your cost down.



Versatility

Lighting Distribution



Performance



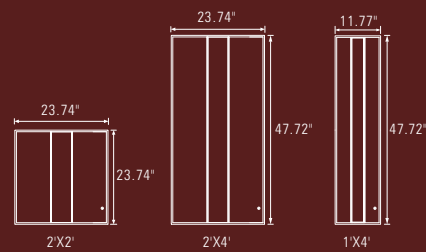
Luminaire Specs

Low profile design
 Uniform illumination with back-lit technology
 110LM/W DLC standard or 125LM/W * DLC premium
 80+ CRI
 110-277V AC

Approvals

- cULus listed for damp locations
- Tested to IESNA LM-79 and LM-80
- DesignLights Consortium Qualified and classified for DLC standard/premium
- 5 years limited warranty

Length Options



Emergency Performance

Output Power: 6W
 Output Voltage: 30 ~ 54VDC
 Input Voltage: 100 ~ 277VAC
 Emergency Operation: ≥ 90 Minutes
 Battery: Lithium
 Recharge: 24 Hrs
 Operating Temp: 0°C to 50°C

**Additional cost and/or lead time on customized fixtures may apply. Some fixtures require an MOQ. Please contact your sales rep for more information.*

