



ZETA

ZETA BOLD-3.8"

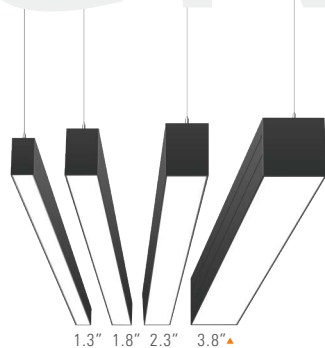
Designed to meet the most demanding lighting challenges, ZETA 3.8" completes our linear family.



DESIGN

EXPLORE THE POSSIBILITIES

Welcome to OKT Lighting, a visionary designer and manufacturer of architectural lighting solutions. Since 2018, we've engineered ZETA Linear from 1.3", 1.8" and 2.3" widths—and continue to release 3.8" in 2023. Always inspired. Always innovative.



A 3.8 inch Bold linear lighting fixture is shown in two configurations. On the left, it is a recessed fixture mounted in a ceiling corner, with a white finish. On the right, it is a pendant fixture hanging from the ceiling, with a dark grey finish. The fixture has a long, narrow, rectangular profile with a recessed channel for the light source.

3.8"
Bold

DISCOVER A SOLUTION FOR EVERY SPACE

ZETA 3.8" linear solutions by OKT Lighting deliver a seamless synthesis of aesthetics, performance and energy efficiency, ideally suited for commercial, retail and supermarket applications. Flexible and sophisticated, it is available in multiple mountings, including pendant, surface, recessed, vertical and perimeter, enabling you to create cohesive designs that unite the space.. Each of these lines delivers streamlined, sustainable luminaires in top finishes, with proprietary optics and unprecedented performance.

ALL IN ONE - Pendant, Surface and Recessed
2', 3', 4' And 8' Length Options


7 Direct/indirect Lighting Distributing Options

CCT & Wattage Adjustable, Up To 1200lm/ft


Seamless Continuous Runs Or Custom Patterns
With Illuminated Corner

Flat Lens And Deep Regressed Lens Options


Easy Maintenance



Pendant



Surface Mount



Recessed
Trimless Drywall



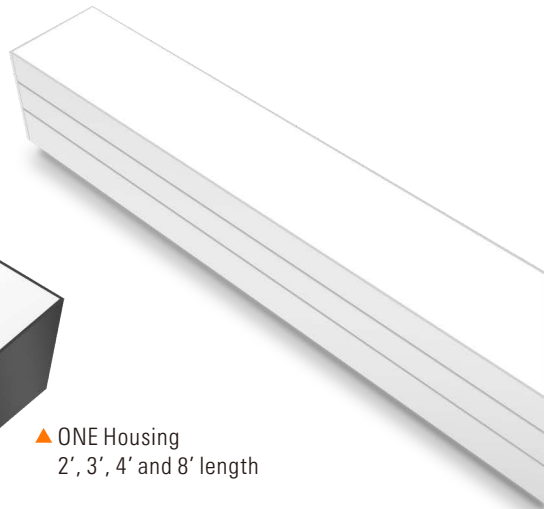

Recessed
Trim Drywall



Recessed
Grid Mount


ALL IN ONE

Complete with 3 mounting options in the same housing, OKT Lighting offers specifiers numerous linear lighting options that complement our award-winning architectural lighting platform, while providing a consistent aesthetic.

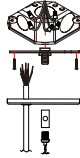


▲ ONE Housing
2', 3', 4' and 8' length


QUICK SUSPENDED T-GRID / DRY CEILING COMPATIBLE



Dry Ceiling / Off Grid



Canopy Style




Drop Ceiling / On Grid

Suspending the luminaire in the T-grid.
Compatible for various T-grid, including
9/16" Flat, 9/16" Slot, 15/16" Flat and
15/16" Step ceiling.



*Please see the installation instruction for more details.





SURFACE

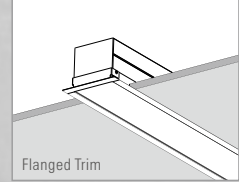
HIGHLIGHT THE SPACE

It enables designers to mount the luminaire on the ceilings to enhance architectural styling which is attractive and easy to install with simple screws or threaded studs which pass through the housing to fasten the luminaire in place. Ideal for locations with low ceilings.

TRIM OR TRIMLESS DRYWALL MONOLITHIC LOOK

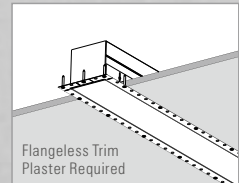
It is an innovative LED luminaire designed to deliver a modern aesthetic and complement today's interior spaces, perfect for high-end drywall applications requiring a small profile with seamless lines of light and no pixels or shadows.


Trim Drywall



RECESSED

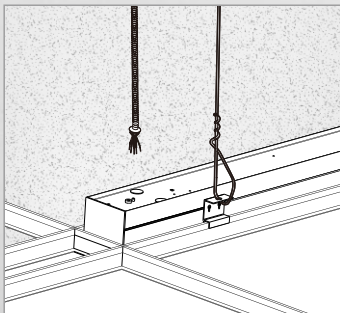
Trimless Drywall Wood Panel



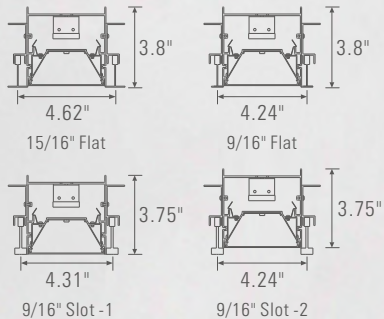


GRID MOUNT

ZETA 3.8" linear series offer grid mount which can fit easily in a variety of T-Grid ceiling types, allowing to be fully and seamlessly integrated into 9/16" flat, 9/16" slot or 15/16" flat T-grid ceiling types. It supports to be installed in individual or seamless continuous runs.



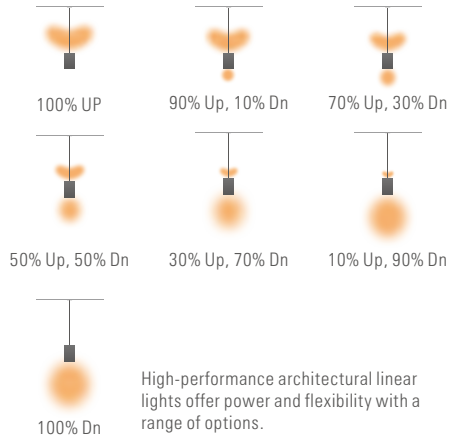
T-Grid Hook





DIY YOUR DISTRIBUTION

The Zeta series can provide smooth direct and/or indirect lighting distribution. "7 in 1" 7 embedded lighting distributions adjust by dip switch on Jobsite.



Down LED Module
Tunable White From
3000K/3500K/4000K

UP LED Module
Tunable White From
3000K/3500K/4000K

Wattage Selectable
From 100%/75%/50%

Seven Lighting
Distributing Options



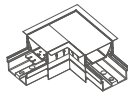
Copyrighted Images

LIT EVERY CORNER

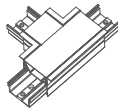
Expand the possibilities of linear lighting with unique patterns featuring fully illuminated corners. From funky designs to continuous runs, bring your imagination to light with the versatility of the Beam family of linear luminaires.



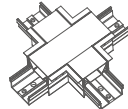
Line Joiner



Illuminated
"L" Joiner



Illuminated
"T" Joiner
(Pending)



Illuminated
"X" Joiner
(Pending)




42' Continuous
Rolling Lens

EASY MAINTENANCE

UNIQUE DESIGN FEATURES

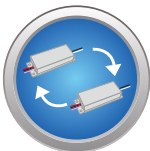
Built on the core of its modern, practical design philosophy, the Zeta Bold Series allow easy access to critical components to simplify installation or in the event that repair or replacement becomes necessary.



The LED driver can be easily removed and maintained with a simple QUICK CONNECTOR.



Upgrade 0-10v dimming from 10% to 1% easily



Replace LED driver easily if damaged

ZETA BOLD

One Clean Look
Two Optics
Three Mounting Options
Four Lengths And Joiners
Seven Lighting Distribution
Endless Design Possibilities



Available on Nov.



10641 S Sam Houston Pkwy W, Suite 100 ,
Houston, TX 77071, USA
1-832-493-4790
sales@oktlighting.com
www.oktlighting.com
@OKT Lighting. All right reserved

Please be advised that certain photos featured within our catalog are copyrighted images, and therefore hold exclusive rights for use. If utilizing these photos for marketing purposes, it is imperative to purchase the proper right of use from the appropriate copyright holder. Failure to do so may result in infringement. Please note that we can provide a purchase link upon request. Thank you for your understanding.



Copyrighted Images